



Shin-Etsu Inter-Connector[®]

MAF, AF TYPE



FEATURES

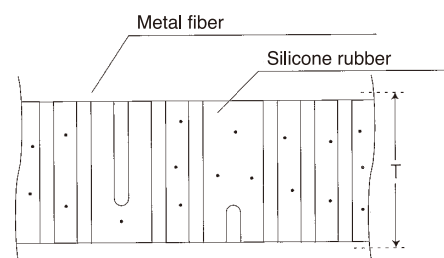

MAF-type Inter-Connector consists of multiple rows of metal fibers arranged symmetrically in a sheet of silicone rubber. This type is the thinnest of metal connectors. Various shapes are available because of punch-out manufacturing method applied. MAF-type connectors are used for extensive applications including assembly or inspection device.



FEATURES

AF-type Inter-Connector consists of conductive carbon fibers, which are embedded symmetrically into a sheet of silicone rubber. Since AF type is extremely thin, it is applicable between electrodes in which there's little gap. Various shapes are available because of punch-out manufacturing method used.

OUTLINE DIMENSIONS



DIMENSIONS AND TOLERANCES

Item	Unit	MAF-type	AF-type
Sheet thickness(T)	mm	0.2,0.3,0.4,0.5 ± 0.05	0.2 ± 0.05 0.3 ± 0.05
Diameter of the metal fiber	μm	30(in the edge, gold-plated treated, brass)	3 ~ 20
Length(L)	mm	1.0 ~ 300.0	1.0 ~ 170.0
Width(W)	mm	1.0 ~ 50.0	1.0 ~ 170.0

※ AF-type: Over 170L × 170W available on request

Shin-Etsu Inter-Connector has been registered in European Community, TM No. 000299016, and in the United States of America, TM No. 2078941.

BASIC PROPERTIES

Item	Units	MAF-Values	AF-Values
Shore hardness A	ISO7619 (type A)	65~ 73	65~ 73
Compression set*	%	30~ 35	30~ 35
Current carrying capacity**	A/mm ²	1.0	—
Contact resistance**	Ω/mm ²	≤ 0.1	≤ 10
Insulation resistance(DC 500V)***	MΩ	1× 10 ³ ≤	1× 10 ³ ≤
Dielectric breakdown voltage	kV/mm	23~ 27	23~ 27
Operating temperature range	°C	-25~ 85	-25~ 85

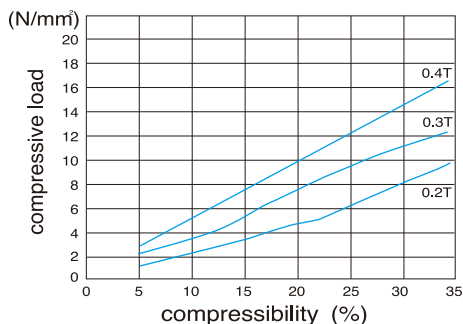
* 3000 hrs, test at room temperature

** by 4-terminal method (current applied 1-10mA), calculated by minimum electrode's area of connection characteristics (as stated in the annexed paper).

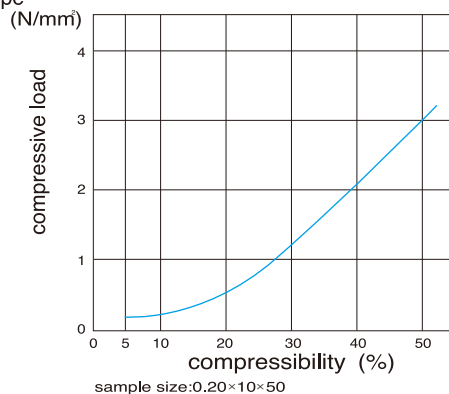
***DC 500 V is charged at the area between minimum electrodes of connection characteristics (as stated in the annexed paper).

COMPRESSION LOAD-COMPRESSIBILITY CURVES

MAF-type

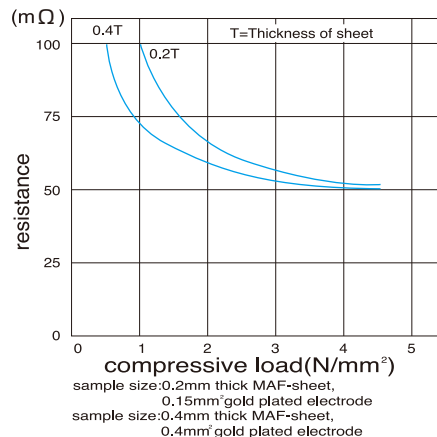


AF-type



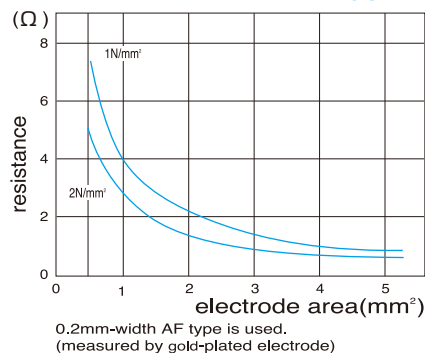
COMPRESSION LOAD-RESISTANCE CURVES

MAF-type



RESISTANCE-ELECTRODE AREA CURVES

AF-type



Note) Every item or numerical value indicated herein is measured by Shin-Etsu and out of guarantee.

The quality of the connector, which has been already assembled, is out of guarantee.

Please make sure to see about the purpose/conditions of use and practice your own test.

Industrial ownership like patent doesn't guarantee the usage of the connector

Shin-Etsu

Shin-Etsu Polymer Co.,Ltd.

●Sales Unit Sales & Marketing Division I

TEL: +81-3-5288-8411

Ote Center bldg. 1-1-3 Otemachi, Chiyoda-ku,

Tokyo 100-0004 Japan

●Osaka Branch TEL: +81-6-6350-1121 FAX: +81-6-6350-1288

●Nagoya Branch TEL: +81-52-581-4231 FAX: +81-52-581-2921

●Shin-Etsu Polymer America, Inc.

TEL: +1-510-623-1881 FAX: +1-510-623-1603

●Shin-Etsu Polymer Europe B.V.

TEL: +31-77-323-6000 FAX: +31-77-323-6001

●Shin-Etsu Polymer Hong Kong Co., Ltd.

TEL: +852-2377-9131 FAX: +852-2377-1673

●Shin-Etsu Polymer Singapore Pte. Ltd.

TEL: +65-6735-0007 FAX: +65-6735-0008

●Corporate Head Office

TEL: +81-3-5288-8400

Ote Center bldg. 1-1-3 Otemachi, Chiyoda-ku,

Tokyo 100-0004 Japan