


Shin-Etsu Inter-Connector®

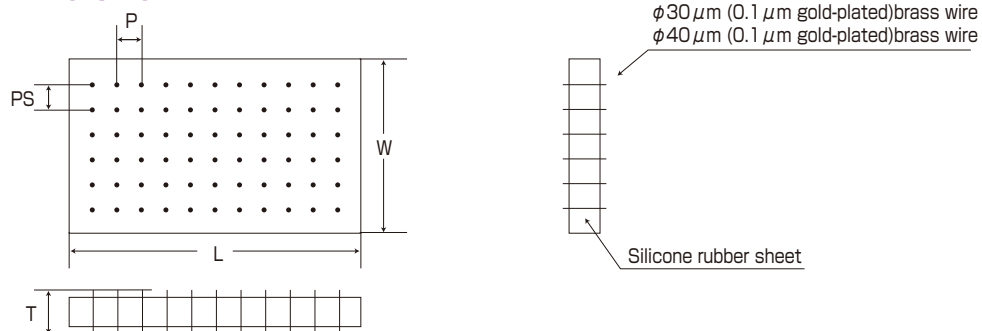
GB-Matrix_{TYPE}



FEATURES

GB-Matrix type Inter-Connectors consist of multiple rows of metal filaments embedded symmetrically in a sheet of insulating silicone rubber. Since the pitch or the thickness is changeable up to electrode layout, GB-Matrix type is used for comprehensive applications such as PCB, assembly and testing device.

OUTLINE DIMENSIONS



DIMENSIONS AND TOLERANCES

Item		Unit	Standard		
Pitch(Length direction)	P	mm	0.05+0.03/-0.01	0.1±0.05	0.20±0.05
Pitch(Width direction)	PS	mm	0.25±0.05	0.6±0.05	
Length	L	mm	2.0~ 25.0±0.2		25.1~ 50.0±0.3
Width	W	mm	2.0~ 25.0±0.2		25.1~ 50.0±0.3
Thickness	t	mm	0.3~2.5 ± 0.05		
Filament diameter		μm	30	40	40

*1 Pitch alignment can be custom-made.
 *2 Special design is available on request.
 Max. size: 200L×50W

Shin-Etsu Inter-Connector has been registered in European Community, TM No. 000299016, and in the United States of America, TM No. 2078941.

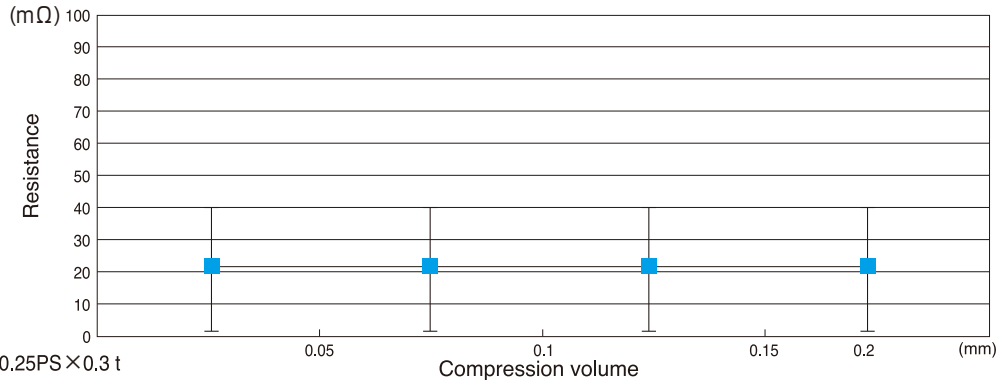
BASIC PROPERTIES

Item	Units	Values
Contact resistance *	Ω	≤ 0.1 *1
Current carrying capacity *	mA/electrode	500 *2
Insulation resistance(500V DC)	M Ω	$1 \times 10^3 \leq$
Operating temperature range	$^{\circ}\text{C}$	-25~ 85

*1 The test is carried out with Shin-Etsu's own method.

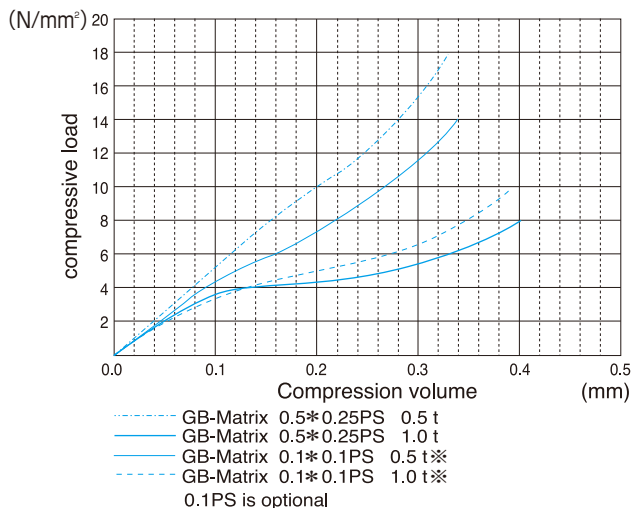
*2 When ≥ 10 metal filaments contact with an electrode.

COMPRESSION-RESISTANCE GRAPH

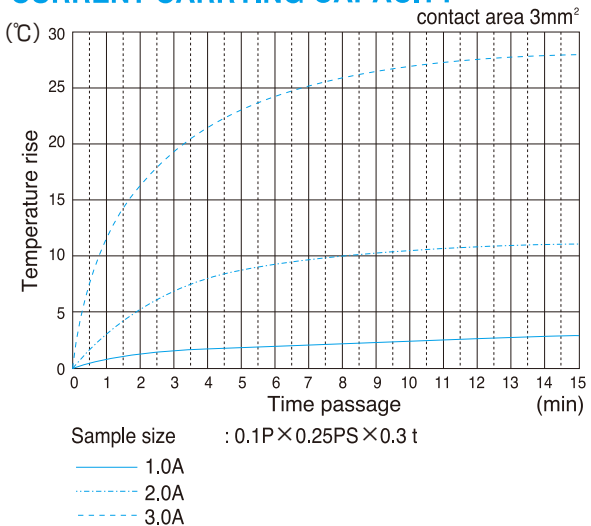


Sample size : 0.1P \times 0.25PS \times 0.3 t
electrode pattern 0.15mm \times 5.0mm \times gold plated PCB

COMPRESSION LOAD-VOLUME CURVES



CURRENT CARRYING CAPACITY



Note) Every item or numerical value indicated herein is measured by Shin-Etsu and out of guarantee.
The quality of the connector, which has been already assembled, is out of guarantee.
Please make sure to see about the purpose/conditions of use and practice your own test.
Industrial ownership like patent doesn't guarantee the usage of the connector

Shin-Etsu

Shin-Etsu Polymer Co.,Ltd.

●Sales Unit Sales & Marketing Division I
TEL: +81-3-5288-8411
Ote Center bldg. 1-1-3 Otemachi, Chiyoda-ku,
Tokyo 100-0004 Japan

●Osaka Branch TEL: +81-6-6350-1121 FAX: +81-6-6350-1288
●Nagoya Branch TEL: +81-52-581-4231 FAX: +81-52-581-2921

●Corporate Head Office
TEL: +81-3-5288-8400
Ote Center bldg. 1-1-3 Otemachi, Chiyoda-ku,
Tokyo 100-0004 Japan

●Shin-Etsu Polymer America, Inc.
TEL: +1-510-623-1881 FAX: +1-510-623-1603
●Shin-Etsu Polymer Europe B.V.
TEL: +31-77-323-6000 FAX: +31-77-323-6001
●Shin-Etsu Polymer Hong Kong Co., Ltd.
TEL: +852-2377-9131 FAX: +852-2377-1673
●Shin-Etsu Polymer Singapore Pte. Ltd.
TEL: +65-6735-0007 FAX: +65-6735-0008